



# English Summary

1

Based on English Chest 1

**This summary belongs to:**

**Name** : \_\_\_\_\_

**Class** : \_\_\_\_\_

**Number** : \_\_\_\_\_

**Talenta Primary School**  
**Taman Kopo Indah III F-1**  
**Bandung Regency**

# UNIT 1- IN THE NEIGHBOURHOOD

## Lesson 1 “What Is Your Name?”

- Greetings
- Names

### I. Materials

#### Ask and answer



#### Greetings and Introduction

Willy : Hi!

Sandy : Hi!

Mike : Hello!

Hana : Hello!

Edo : What is your name?

Jessica : I am Jessica.

Gerrald : What's your name?

Rico : I'm Rico.

Aldo : What's your name?

Mario : My name is Mario.

## II. Sentence Patterns

What's = What is

I'm = I am

What's your name?

My name is \_\_\_\_\_

I am \_\_\_\_\_

I'm \_\_\_\_\_

## III. Speak Out


<b>Questions</b>	<b>Answer</b>
What is your name?	My name is _____.
What is your name?	I am (I'm) _____.
What is your teacher's name?	My teacher's name is _____.
What is your friend's name?	My friend's name is _____.

## Lesson 2 "Who Is He"

- Family members
- Asking about people
- Identifying people

### I. Materials

#### Ask and answer



#### **Examples :**

Gaby : Who is **he**?

Jack : **He** is my father.

Shawn : Who's **she**?

Kaylee : **She**'s my mother.

Kimberly : Who's **he**?

Kenneth : **He**'s my brother. His name is Jacob.

Rain : Who's **she**?

Albert : **She**'s my sister. Her name is Thalia.

## II. Sentence Patterns

\*She's = She is

\*He's = He is

\*Who's = Who is

Who is he/she?

Who's he/she ?

He / She is my \_\_\_\_\_

He's / She's my \_\_\_\_\_


**His** → for male

**Her** → for female

### III. Speak Out

Tick your family members' photo on the family tree!

## Family Tree




## Lesson 3 “Good Morning”

- Greetings
- Time of day

### I. Materials


#### Vocabulary




morning



night




sun



cloud



stars



moon

#### Ask and answer

##### **08.30 a.m**

William : Good morning!

Jordy : Good morning!

##### **01.30 p.m**

Teacher : Good afternoon!

Hilda : Good afternoon!

##### **17.00 p.m**

James : Good evening!

Paul : Good evening!

##### **09.00 p.m**

Cecilia : Good night!

Mikhaela : Good night!

## Greeting

hello – hello

hi – hi

nice to meet you – nice to meet you too

## Farewell

bye – bye

goodbye – goodbye

see you – see you

## Examples:

Emma : Hello, friends!

Friends : Hello, Emma!

Ms. Retno : Good morning, Bryan.

Bryan : Good morning, Ms. Retno.

Jennifer : Goodbye, Mr. Joe.

Mr. Joe : Goodbye, Jennifer!

Hansel : See you, Emely!

Emely : See you, Hansel!

## II. Sentence Patterns

\***Mr.** is short for **Mister**.

\***Miss** or **Misses** is used for women.

**Miss** is for an unmarried woman.

**Misses** is abbreviated as **Mrs.**, means a married woman.

**Ms.** can be used for any woman.













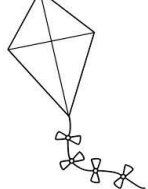





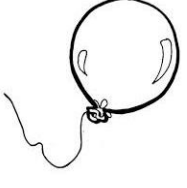







### III. Speak Out

<b>Greet your family and ask.</b>	
<b>Questions</b>	<b>Answer</b>
Good morning mom. When do you usually cook?	Mother : _____.
Good morning brother When do you usually have lunch?	Brother : _____.
Good morning dad. When will you back from work?	Father : _____.

## Lesson 4 "What Is It?"

- Identifying objects
- Singular objects

### I. Materials

 <p>flower</p>	 <p>tree</p>	 <p>pencil</p>	 <p>book</p>
 <p>cat</p>	 <p>bear</p>	 <p>dog</p>	 <p>bird</p>
 <p>ball</p>	 <p>doll</p>	 <p>kite</p>	 <p>toy-car</p>
 <p>teddy bear</p>	 <p>bike</p>	 <p>skateboard</p>	 <p>toy-train</p>
 <p>balloon</p>	 <p>yoyo</p>	 <p>card</p>	 <p>hat</p>
 <p>apple</p>	 <p>umbrella</p>	 <p>ice cream</p>	 <p>egg</p>

## Ask and answer


Lia : What is it?

Dila : It is **a** flower.



Nita : What is it?

Theo : It's **a** cat.



Philip : What is it?

Sharon : It's **an** apple.



Philip : What is it?

Sharon : It's **an** umbrella.



## II. Sentence Patterns

\***OK** is short for **okay**

\*'**an**' is for singular noun which starts with **vowel sound**

(a, i, u, e, o): **an** apple, **an** umbrella, **an** ice cream.

\*'**a**' is for singular noun which starts with **consonants**:


**a** tree, **a** pencil, **a** book, **a** bear.

What is it? It is a \_\_\_\_\_

It's an \_\_\_\_\_

## Try it! Write a / an!

It is \_\_\_\_\_ toy-train.



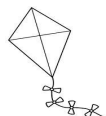
It is \_\_\_\_\_ egg.



It is \_\_\_\_\_ ice cream.



It is \_\_\_\_\_ kite.


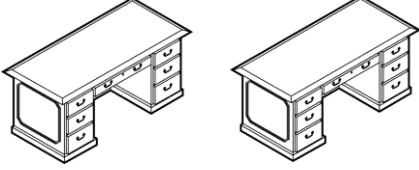



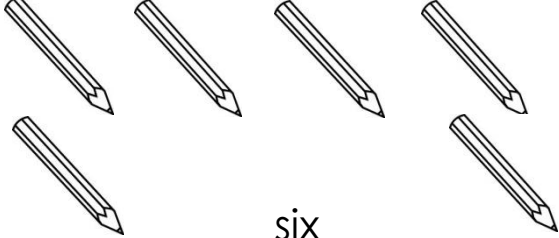
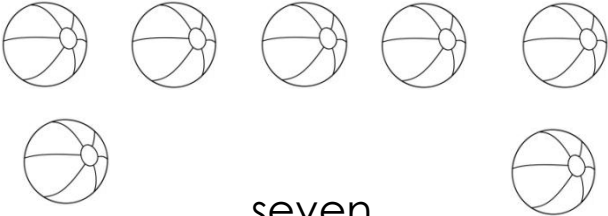

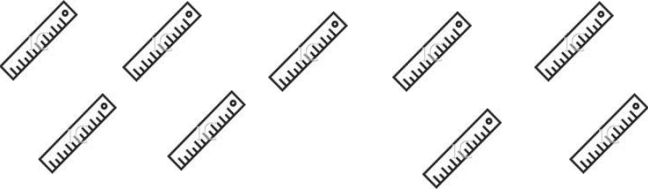



# UNIT 2 - AT SCHOOL

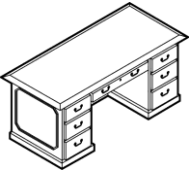
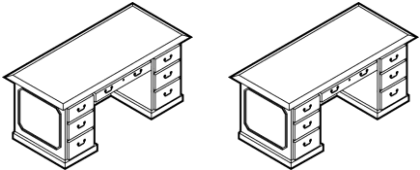




## Lesson 1 "Let's Count!"

- Cardinal numbers 1-10
- Plural nouns

### I. Materials

 <p>one</p>	 <p>two</p>
 <p>three</p>	 <p>four</p>
 <p>five</p>	 <p>six</p>
 <p>seven</p>	 <p>eight</p>
 <p>nine</p>	 <p>ten</p>

# Learn the difference!


 one desk	 two desks
 one book	 four books
 one ball	 three balls

## Ask and answer


Lisa : How many ruler?  
Merry : One. One ruler.



Nelson : How many umbrellas?  
Jack : Two. Two umbrellas.



Lita : How many flowers?  
Barbara : Five. Five flowers.



## II. Sentence Patterns

How many \_\_\_\_\_ ?  
\_\_\_\_\_ .

How many pencils?  
Four pencils






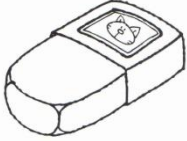




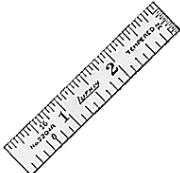

### III. Speak Out

<b>Ask and answer.</b>	
Me : How many balls do you have Ms Retno?	Ms Retno : <u>I have two balls.</u>
Me : How many pencils do you have?	Sister : I have _____.
Me : How many dogs do you have?	Brother : I have _____.

## Lesson 2 "What Color Is Your Pen?"

- Classroom objects
- Making comparison
- Colors

### I. Materials

 <p>rainbow</p>	 <p>crayon</p>	 <p>pen</p>	 <p>backpack</p>
 <p>paper</p>	 <p>eraser</p>	 <p>notebook</p>	 <p>pencil case</p>
 <p>paintbrush</p>	 <p>marker</p>	 <p>ruler</p>	 <p>book</p>

red

orange

yellow

green

blue

black

## Ask and answer



Risa : **What color is your** crayon?  
Jack : **It's** red.



Dyllan : **What color is your** backpack?  
Jason : **It's** yellow.



Albert : **What color is your** pencil case?  
Agatha : **It's** black.

## II. Sentence Patterns

What color is your \_\_\_\_\_?  
It's \_\_\_\_\_.

### Let's write! What color are your things?

Q : What color is your \_\_\_\_\_?  
A : It's orange.

Q : What color is \_\_\_\_\_ eraser?  
A : It's black.

Q : What color \_\_\_\_\_ your notebook?  
A : It's yellow.

Q : What \_\_\_\_\_ is your marker?  
A : It's blue.

Q : \_\_\_\_\_ color is your pencil case?  
A : It's green.